


Assess Instruments and Hardware Like a Pro

Whether you're a musician, sound engineer, or audio producer, the ability to assess instruments and hardware is crucial for making informed decisions about your equipment. This comprehensive guide will empower you with the knowledge and skills to evaluate instruments and hardware like a seasoned professional.



Buying Used Guitars: Assess Instruments and Hardware Like a Pro by Gerry Hayes

★★★★☆ 4.8 out of 5

Language	: English
File size	: 3727 KB
Text-to-Speech	: Enabled
Screen Reader	: Supported
Enhanced typesetting	: Enabled
Word Wise	: Enabled
Print length	: 43 pages
Lending	: Enabled



Assessing Instruments

When assessing instruments, there are several key factors to consider:

- **Sound quality:** The most important factor is the sound quality of the instrument. Does it produce a clear, balanced tone? Does it have good sustain? Is it responsive to your playing?
- **Playability:** How easy is the instrument to play? Is the action comfortable? Is the neck comfortable to hold? Does the instrument

stay in tune?

- **Construction:** The construction of the instrument is also important. Is it made from high-quality materials? Is it well-crafted? Will it last for many years?
- **Price:** Of course, the price of the instrument is also a factor to consider. How much are you willing to spend? Are there other instruments that offer similar features and performance for a lower price?

Assessing Hardware

When assessing hardware, there are also several key factors to consider:


- **Functionality:** The most important factor is the functionality of the hardware. Does it do what you need it to do? Is it easy to use?
- **Compatibility:** You also need to consider the compatibility of the hardware. Will it work with your other equipment? Is it compatible with your computer or operating system?
- **Durability:** The durability of the hardware is also important. Will it stand up to regular use? Is it made from high-quality materials?
- **Price:** As with instruments, the price of the hardware is also a factor to consider. How much are you willing to spend? Are there other hardware options that offer similar features and performance for a lower price?

Tips for Assessing Instruments and Hardware

Here are a few tips for assessing instruments and hardware:

- **Do your research.** Before you go shopping, do your research on the different instruments and hardware options available. Read reviews, watch videos, and talk to other musicians or engineers.
- **Try before you buy.** If possible, try out the instrument or hardware before you buy it. This will give you a chance to see how it feels and sounds in person.
- **Ask for help.** If you're not sure how to assess an instrument or hardware, don't be afraid to ask for help. A music store employee or a seasoned musician or engineer can help you make an informed decision.

By following these tips, you can assess instruments and hardware like a pro. This will help you make informed decisions about your equipment and get the most out of your music or audio production setup.




Buying Used Guitars: Assess Instruments and Hardware Like a Pro by Gerry Hayes

★★★★☆ 4.8 out of 5


Language	: English
File size	: 3727 KB
Text-to-Speech	: Enabled
Screen Reader	: Supported
Enhanced typesetting	: Enabled
Word Wise	: Enabled
Print length	: 43 pages
Lending	: Enabled





Letters to My Bipolar Self: A Journey of Hope, Healing, and Acceptance

Bipolar disorder is a serious mental illness that can cause extreme mood swings, from mania to depression. It can be a devastating...



Learning to Breathe from the Breath Itself: A Transformative Guide to Mindfulness and Well-being

In the whirlwind of modern life, finding moments of peace and tranquility can seem like a distant dream. However, within the depths of our own being lies a tool that holds...