


Unlock the Secrets of Gold Recovery: Tips, Tricks, and Techniques

to Gold Recovery

The allure of gold has captivated humanity for centuries, its value as a precious metal enduring the test of time. Whether you're a seasoned miner or a passionate prospector, the pursuit of gold remains an exciting and rewarding endeavor. However, the process of recovering gold can be intricate and requires a deep understanding of the techniques involved.

This comprehensive guidebook will equip you with the knowledge, tips, and tricks necessary to maximize your gold recovery efforts. From identifying promising gold-bearing areas to employing the most effective recovery methods, we will cover every aspect of the process to help you achieve your goals.



Gold Recovery Made Easy: Tips, Tricks And Techniques About The Process Of Recovering Gold by Gerald Rowan

★★★★☆ 4.2 out of 5

Language : English
File size : 1911 KB
Text-to-Speech : Enabled
Screen Reader : Supported
Enhanced typesetting : Enabled
Print length : 96 pages
Lending : Enabled



Prospecting and Identifying Gold-Bearing Areas

The first step towards successful gold recovery is identifying areas that are likely to yield the precious metal. This involves prospecting, the process of exploring and evaluating potential gold-bearing locations.

1. Geological Indicators

Certain geological formations are known to be associated with gold deposits. These include:

- **Veins:** Narrow cracks or fissures in rocks that have been filled with gold-bearing minerals.
- **Placers:** Deposits of gold that have accumulated in stream beds and rivers.
- **Gold-bearing rocks:** Rocks that contain visible gold, such as quartz or granite.

2. Geochemical Indicators

Geochemical indicators can also provide clues about the presence of gold. These include:

- High concentrations of certain minerals, such as pyrite or arsenopyrite.
- Anomalous levels of gold in soil or water samples.

3. Geophysical Techniques

Geophysical techniques can be employed to detect buried gold deposits. These methods include:

- **Magnetometer surveys:** Detect magnetic anomalies caused by gold-bearing rocks.

- Electromagnetic surveys: Identify conductive areas that may indicate the presence of gold.

Gold Recovery Techniques

Once you have identified a promising gold-bearing area, it's time to employ the appropriate recovery techniques. The choice of method will depend on the type and location of the gold deposit.

1. Panning

Panning is a simple and inexpensive method that involves swishing a shallow pan in water to separate gold from lighter materials. This technique is best suited for recovering gold from placer deposits.

2. Sluicing

Sluicing involves directing water over a series of riffles to trap gold particles. Sluices can be used to recover gold from both placer and hard rock deposits.

3. Dredging

Dredging is a large-scale operation that uses a mechanical device to dig up and process gold-bearing material. This method is typically employed in deep water environments or on large-scale mining operations.

4. Chemical Recovery

Chemical recovery methods involve using chemicals to dissolve gold from gold-bearing ores. These techniques are often used in conjunction with other recovery methods.

Tips and Tricks for Maximizing Gold Recovery

In addition to understanding the basic recovery techniques, there are several tips and tricks you can employ to maximize your yields:

1. Use the Right Tools for the Job

Selecting the right tools for your specific recovery method is crucial. This includes using a properly sized pan, sluice, or dredge.

2. Practice and Refine Your Technique

Gold recovery requires practice to develop proficiency. The more you practice, the better you will become at identifying and recovering gold.


3. Learn from Experienced Prospectors

Connect with other prospectors and seek advice from experienced individuals. They can share valuable insights and tips that can improve your gold recovery efforts.

4. Research and Stay Informed

Keep up-to-date with the latest advancements in gold recovery techniques by reading books, articles, and attending workshops. Knowledge is power when it comes to maximizing your yields.


The pursuit of gold requires dedication, patience, and a deep understanding of the recovery process. By embracing the tips, tricks, and techniques outlined in this guidebook, you can unlock the secrets of gold recovery and increase your chances of success. Remember, the journey is as rewarding as the destination, so enjoy the adventure and embrace the thrill of the chase.



Gold Recovery Made Easy: Tips, Tricks And Techniques About The Process Of Recovering Gold by Gerald Rowan


★★★★☆ 4.2 out of 5

Language : English
File size : 1911 KB
Text-to-Speech : Enabled
Screen Reader : Supported
Enhanced typesetting : Enabled
Print length : 96 pages
Lending : Enabled



Letters to My Bipolar Self: A Journey of Hope, Healing, and Acceptance

Bipolar disorder is a serious mental illness that can cause extreme mood swings, from mania to depression. It can be a devastating...



Learning to Breathe from the Breath Itself: A Transformative Guide to Mindfulness and Well-being

In the whirlwind of modern life, finding moments of peace and tranquility can seem like a distant dream. However, within the depths of our own being lies a tool that holds...

